Lezione 1: Come si classificano i viventi

1

Specie → Genere → Famiglia → Ordine → Classe → Phylum → Regno

2

Dominio → Archei, Batteri, Eucarioti

Regno → Protisti, Funghi, Animali, Piante

Phylum → Platelminti, Cordati, Poriferi

3 identica, analoghe, diverse, omologhe, differente, comune

4 B

5 A

6 B

7 A

8 A

9

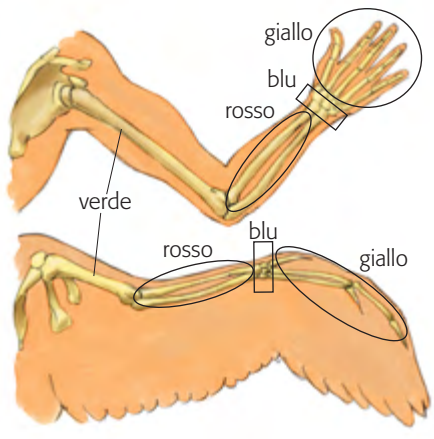

Lezione 2: I procarioti

1

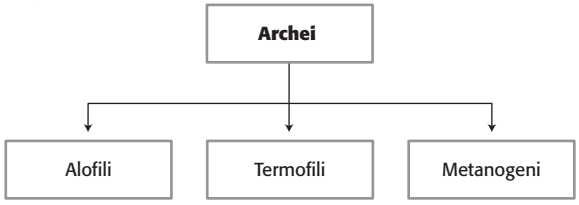

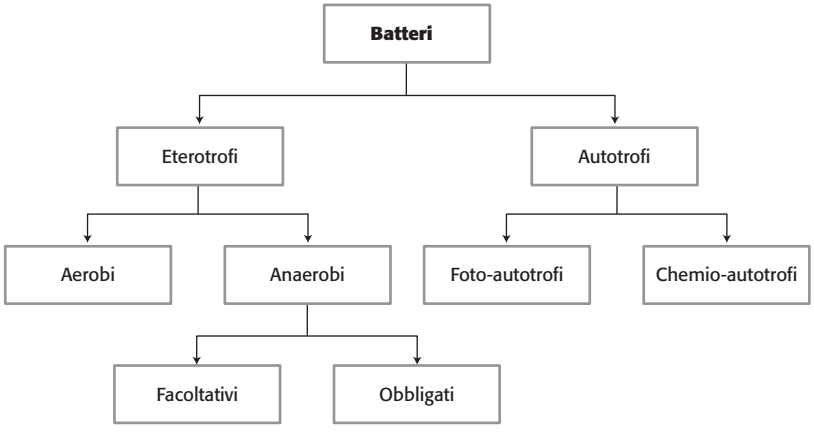

2 cocchi, bacilli, vibrioni, spirochete, diplococchi, streptococchi, stafilococchi

3 B

4 A

5 C

6 D

7 A

8 Partendo dall'alto in senso orario: parete cellulare, membrana plasmatica, nucleoide, ribosoma, flagello, pilo

Lezione 3: I protisti e i funghi

1

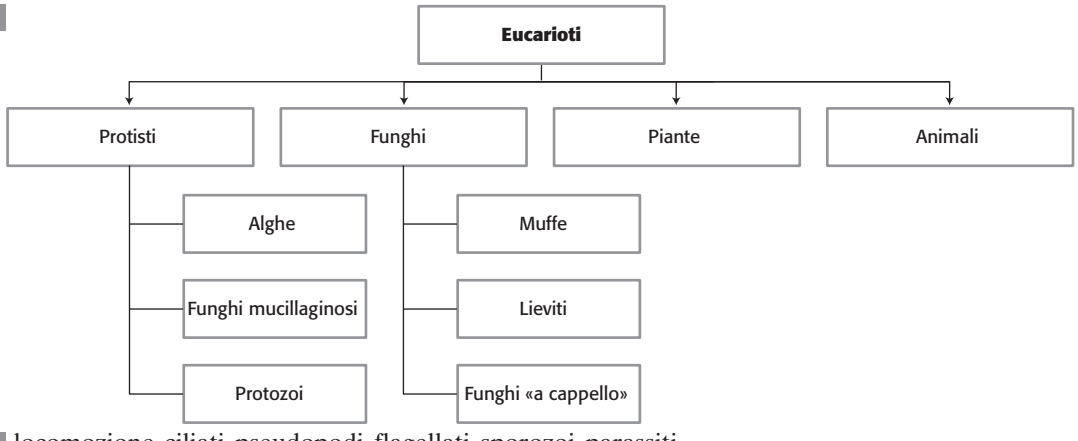

2 locomozione, ciliati, pseudopodi, flagellati, sporozoi, parassiti

3 B

4 C

5 D

6 A

7 D

Lezione 4: Le piante

1

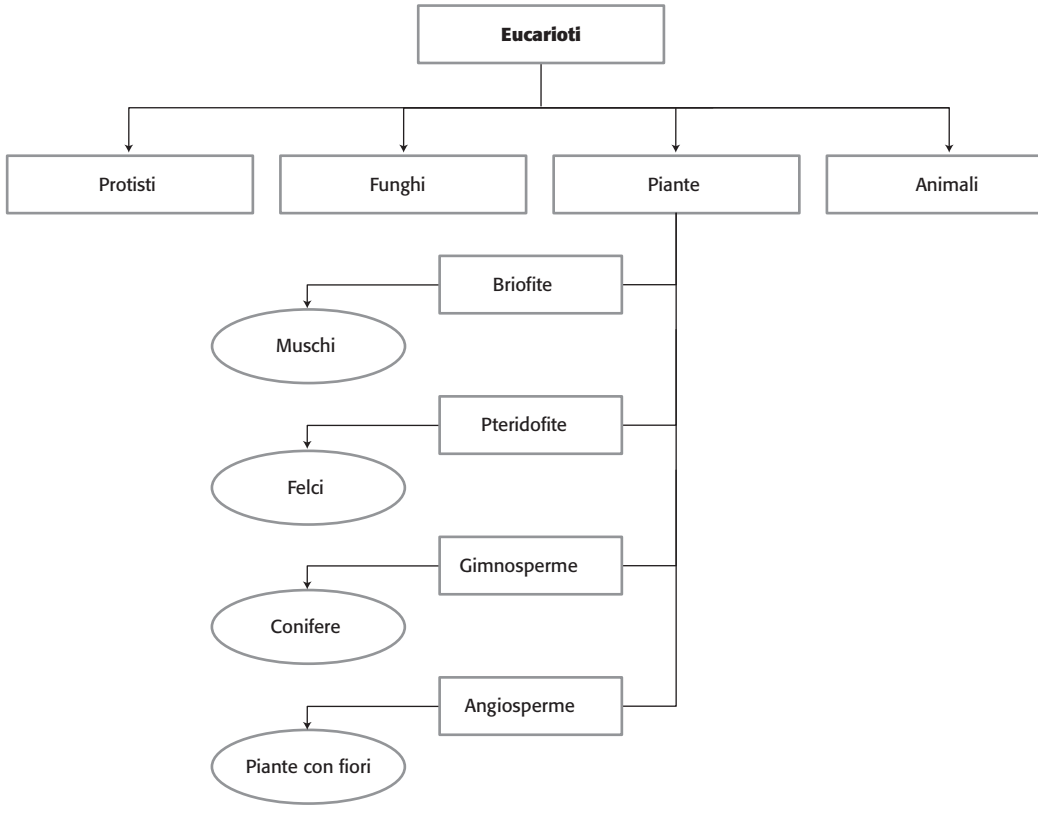

2 tracheofite, fusto, pteridofite, gimnosperme, angiosperme, fiore, frutto

3 C

4 A

5 B

6 A

7 D

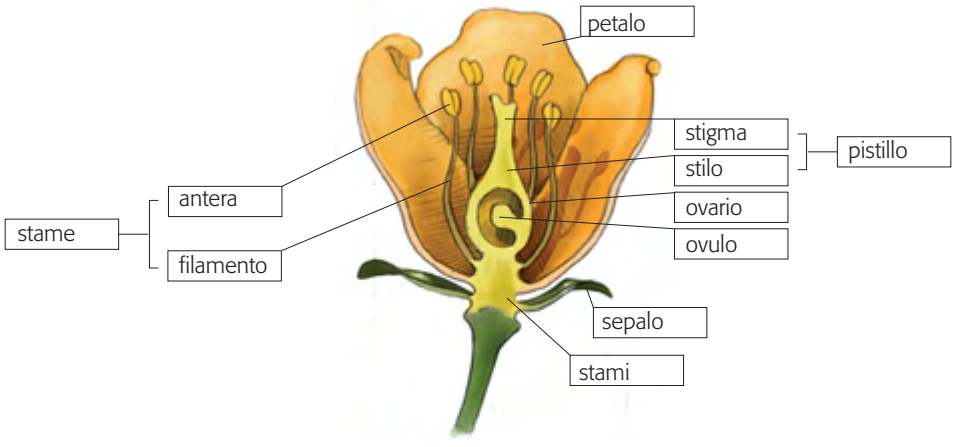

Lezione 5: Gli animali invertebrati

1

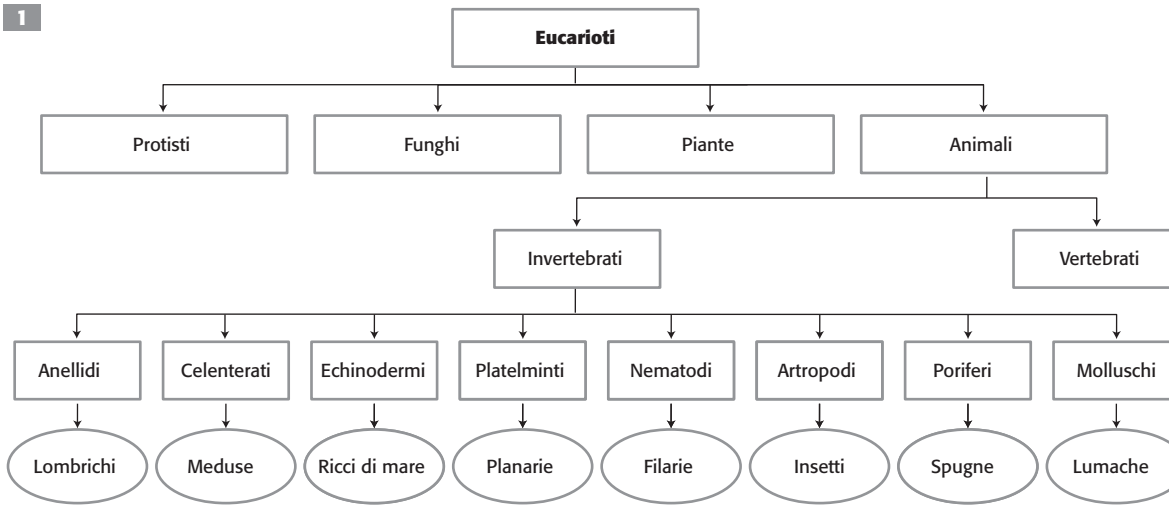

2 bilaterale, piatti, planarie, cilindrici, filarie, anellidi, metameri

3 B

4 D

5 B

6 A

7 B

8 Dal basso in senso antiorario: cordone nervoso, metamero, tubo digerente, cuore dorsale, cervello

Lezione 6: Gli animali vertebrati

1

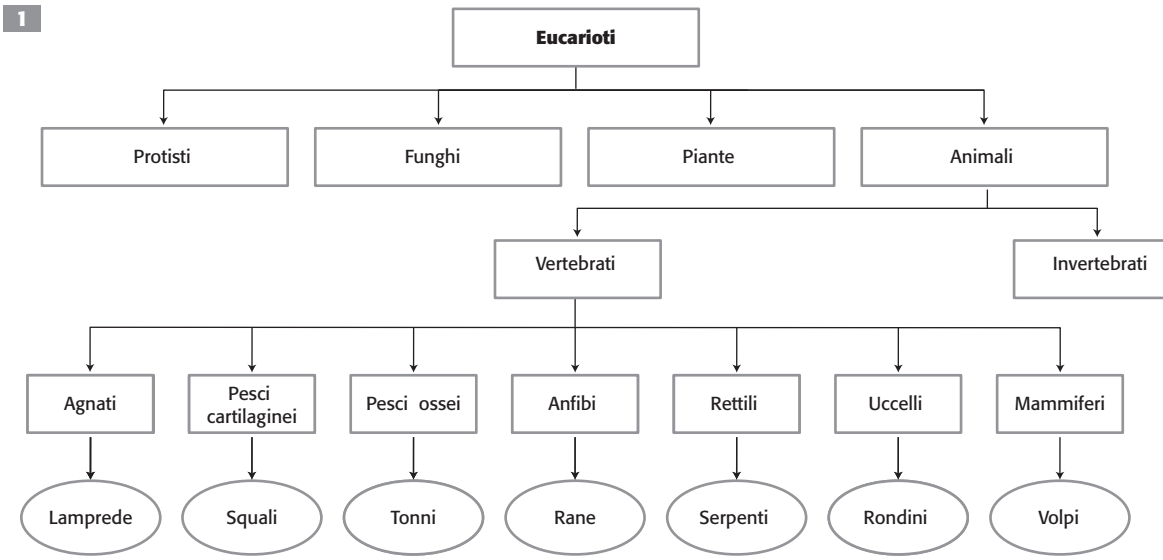

2 omeotermi, uccelli, mammiferi, anfibi, rettili, eterotermi

3 A

4 C

5 C

6 D

7 C

8 Dall'alto a sinistra: pesci, mammiferi, uccelli, pesci, anfibi, anfibi, mammiferi, mammiferi, mammiferi marsupiali

Idee per insegnare le scienze con *C. Cavazzuti, L. Gandola, R. Odone*
Studiamo la natura, Studiamo la vita, Studiamo la Terra © Zanichelli 2008