

# Contents


Entry test	2
• Numbers	4
• The English alphabet	5
• Places	6
• Colours	7
• Family	8
• Vehicles	9
• The time	10
• Days of the week and months	11
• Animals	12
• School things	13
• Houses	14
• Classroom instructions	15
• Ordinal numbers and dates	16

Check Your Listening Skills


1 C1(01) • S1(01) Ascolta e completa.



1. He is...  
 a  American.  
 b  English.  
 c  Italian.




2. She is...  
 a  French.  
 b  English.  
 c  American.



3. They are...  
 a  French.  
 b  Italian.  
 c  English.

2 C1(02) • S1(02) Ascolta e scrivi il colore sotto le figure. Poi colorale. Scegli tra:

red • yellow • green • brown



1. ....



2. ....



3. ....



4. ....

Check Your Vocabulary

3 Trova i nomi di questi animali nel diagramma e scrivi sotto le figure.



1. ....



2. ....



3. ....



4. ....



5. ....




6. ....



4 Scrivi le parti del corpo. Scegli tra:

hand • leg • nose • eye • ear • hair

1. ....  
 2. ....  
 3. ....



4. ....  
 5. ....  
 6. ....

Check Your Grammar


5 Completa le frasi.



Hello! I ..... Bob.



This ..... Serena.




Serena and Bob ..... brother and sister.

6 Inserisci *who, what, how, where*.

- .....'s your name? John.
- ..... old are you? I'm 11.
- ..... 's the book? It's on the table.
- .....'s that girl? She's my sister.

7 Completa le frasi con queste parole. Usa il plurale quando è necessario.

book • cat • pencil



There's a ..... on the sofa.



John has got three .....



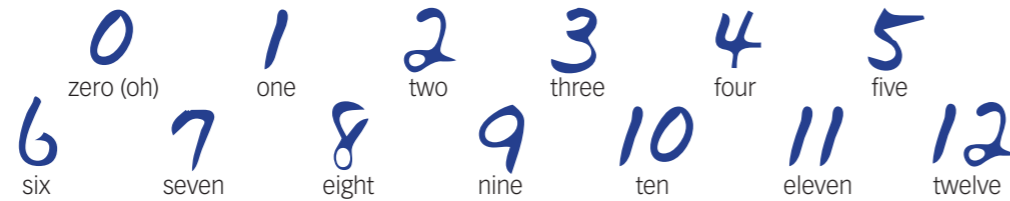
There are four ..... on the table.

8 Completa le frasi con *have got* o *has got*.

- Mr Bond ..... a nice house.
- I ..... one brother.
- Sheila ..... a black cat.
- They ..... a new car.

1 C1(03) • S1(03) Listening

Ascolta e ripeti.



2 Writing

Scopri e scrivi i numeri che si nascondono in queste parole.

*retke inne welvet wot vefi neves*  
 a. .... b. .... c. .... d. .... e. .... f. ....

3 C1(04) • S1(04) Listening

Ascolta e scrivi i numeri di telefono dei personaggi. Poi controlla con il tuo compagno.

Esempio: **A** Frank, what's your phone number?  
**B** It's 207 1469 8822.

<p><b>Frank</b></p>  <p>My phone number is 207 1469 8822</p>	<p><b>Susan</b></p>  <p>My phone number is .....</p>	<p><b>Luna</b></p>  <p>My phone number is .....</p>
---	--	--

4 Writing

Completa con i tuoi dati.

*My name is .....*  
*My telephone number is .....*

5 C1(05) • S1(05) Listening

Ascolta e scrivi questi numeri in cifre.

thirteen .....	fifteen .....	seventeen .....	nineteen .....
fourteen .....	sixteen .....	eighteen .....	
twenty .....	thirty .....	forty .....	fifty .....
twenty-one .....	thirty-one .....	forty-one .....	fifty-one .....
twenty-two .....	thirty-two .....	forty-two .....	fifty-two .....
(etc.)	(etc.)	(etc.)	(etc.)

1 C1(06) • S1(06) Listening

Ascolta e scrivi le lettere mancanti nell'alfabeto.



2 C1(07) • S1(07) Listening and writing

Ascolta e completa il dialogo con i nomi dei due ragazzi. Scegli tra:

John • Charles • Frank • Mary • Liz • Susan

- A** Hello, I'm (1) ..... What's your name?  
**B** (2) ..... And what's your surname, (3) .....?  
**A** Barret.  
**B** How do you spell it?  
**A** B-A-Double R-E-T



3 Speaking

Parla col tuo compagno.

- A** What's your name? **B** .....  
**A** And what's your surname? **B** .....  
**A** How do you spell it? **B** .....

4 C1(08) • S1(08) Listening and speaking

Ascolta il dialogo e scrivi l'età di Frank. Poi chiedi l'età a due o tre compagni di classe e prendi nota.



5 C1(09) • S1(09) Listening and writing

Ascolta e scrivi il nome e l'età dei tre ragazzi.

<p><b>1</b></p>  <p>Name .....</p> <p>She is .....</p>	<p><b>2</b></p>  <p>Name .....</p> <p>She's .....</p>	<p><b>3</b></p>  <p>Name .....</p> <p>He's .....</p>
---	--	---

**Ricorda:**  
*I'm (I am) = io sono*  
*You're (You are) = tu sei*  
*He's (He is) = lui è*  
*She's (She is) = lei è*