

Contents

Unit 1 Hello, Vic!

| | |
|----------------------------|----------|
| The story continues... | 2 |
| Grammar review | 3 |
| Grammar consolidation | 5 |
| Language extension | 7 |
| Check your progress | 9 |

Unit 2 Who's that blonde girl?

| | |
|----------------------------|-----------|
| The story continues... | 10 |
| Grammar review | 11 |
| Grammar consolidation | 13 |
| Language extension | 15 |
| Check your progress | 17 |

Unit 3 Have you got a pair of trainers?

| | |
|----------------------------|-----------|
| The story continues... | 18 |
| Grammar review | 19 |
| Grammar consolidation | 21 |
| Language extension | 23 |
| Check your progress | 25 |

Unit 4 She's a fashion model!

| | |
|----------------------------|-----------|
| The story continues... | 26 |
| Grammar review | 27 |
| Grammar consolidation | 29 |
| Language extension | 31 |
| Check your progress | 33 |

Unit 5 Do you like your partner?

| | |
|----------------------------|-----------|
| The story continues... | 34 |
| Grammar review | 35 |
| Grammar consolidation | 37 |
| Language extension | 39 |
| Check your progress | 41 |

Unit 6 Where do you come from?

| | |
|----------------------------|-----------|
| The story continues... | 42 |
| Grammar review | 43 |
| Grammar consolidation | 45 |
| Language extension | 47 |
| Check your progress | 49 |

Unit 7 Looking for Tex

| | |
|----------------------------|-----------|
| The story continues... | 50 |
| Grammar review | 51 |
| Grammar consolidation | 53 |
| Language extension | 55 |
| Check your progress | 57 |

Unit 8 Can I try your guitar?

| | |
|----------------------------|-----------|
| The story continues... | 58 |
| Grammar review | 59 |
| Grammar consolidation | 61 |
| Language extension | 63 |
| Check your progress | 65 |

Unit 9 Where were you yesterday?

| | |
|----------------------------|-----------|
| The story continues... | 66 |
| Grammar review | 67 |
| Grammar consolidation | 69 |
| Language extension | 71 |
| Check your progress | 73 |

Unit 10 Somebody took my guitar!

| | |
|----------------------------|-----------|
| The story continues... | 74 |
| Grammar review | 75 |
| Grammar consolidation | 77 |
| Language extension | 79 |
| Check your progress | 81 |

Unit 11 Don't be late, Ted!

| | |
|----------------------------|-----------|
| The story continues... | 82 |
| Grammar review | 83 |
| Grammar consolidation | 85 |
| Language extension | 87 |
| Check your progress | 89 |

Unit 12 A dinner party

| | |
|----------------------------|-----------|
| The story continues... | 90 |
| Grammar review | 91 |
| Grammar consolidation | 93 |
| Language extension | 95 |
| Check your progress | 96 |

Hello, Vic!



The story continues...

1 C1 (38) • S1 (30) B Listening

Ascolta e scrivi queste battute al posto giusto.

It's in Regent's Park. Are you tired? • And a rhino! • Look out for that car, Vic! • The penguins are so funny! • Look! A post office! • Look at that fox! • Hum. Well, the zoo's over there.

[In the street]

Vic
Wait a second, Bob.

Bob

Vic Oops!

Vic Where's the London zoo?

Bob

Vic No, I'm not.

Bob

[At the zoo]

Bob Look, a monkey!

Vic

Bob Wahoo, a tiger!

Vic And the lioness.

Bob

Vic A camel!

Bob



2 Comprehension

Rispondi a queste domande.

1. Is Vic on a bike?
2. And Bob, where is he?
3. Is Bob tired?
4. Is Vic tired?
5. Where's the zoo?

3 Completa le frasi con *am*, *is* oppure *are*.

1. Bob late.
2. I in the garden.
3. You at school right now.
4. West Hampstead in London.
5. The ruler on the desk.
6. Vic ready for the bike ride.
7. You a student.
8. Mrs Bond in the house.

4 Riscrivi le frasi nella forma contratta.

1. It is here, on the chair.
2. She is a teacher.
3. I am a student.
4. He is ready.
5. They are happy.
6. She is in the garden.
7. You are late.
8. Mr Bond is a pilot.

5 Riscrivi le frasi nella forma interrogativa.

1. They are late.
2. Bob is English.
3. My bike is in the garden.
4. Julia Roberts is American.
5. You are Italian.
6. She is ready.
7. Vic and Bob are at school.
8. Tex is in the garden.

6 Scrivi il pronome personale sotto ciascun disegno.



1.
2.
3.
4.
5.
6.

7 Riscrivi le frasi usando i pronomi personali.


1. Roberta is Italian.
2. Paul is my friend.
3. Mr Bond is a pilot.
4. Vic is on the bike.
5. The park is beautiful.
6. My friend is in my room.
7. The ruler is in the schoolbag.
8. The map is on the wall.

8 Sotto ogni disegno scrivi l'articolo a oppure an e il nome. Scegli tra:

actor • post office • blackboard • dog • helmet • garage • exercise book • bike



1. 2. 3. 4.



5. 6. 7. 8.

9 Completa le frasi con a, an oppure the.

1. My dad is actor.
2. Your pen is on table.
3. Laura Pausini is Italian singer.
4. I am student.
5. The dog is in garden.
6. She is English teacher.
7. Valentino Rossi is champion.
8. Your helmet is on chair.

10 Scrivi delle frasi usando questi gruppi di parole.

1. Vic / tired
2. Ralph Crystal / actor
3. Mrs Bond / garden
4. Mr Alexander / software engineer
5. The helmet / chair
6. The exercise book / desk
7. Mrs Alexander / garden
8. The London zoo / Regent's Park

11 Riordina le parole date per formare delle frasi interrogative.

1. in / Henry / garage? / is / the
2. a / Alexander / is Mrs / teacher?
3. you / are / American?
4. is / that? / who
5. garden? / and / Bob / in / are / Vic / the
6. my / is / where / bike?
7. American? / Cruise / Tom / is
8. an / is / actress? / she

12 Usa i gruppi di parole e scrivi domande e risposte.

Esempio: The map / table? / No. / wall.

Is the map on the table? No, it isn't. It's on the wall.

1. The pencil case / desk? / No. / floor.
2. Vic's helmet / chair? / Yes.
3. Bob's bike / garden? / No. / garage.
4. Your pen / floor? / No. / my desk.
5. Jason's exercise book / schoolbag? / No. / his desk.
6. You / chair? / Yes.
7. Tex / house? / No. / garden.
8. Mrs Alexander / garage? / Yes.

13 Scrivi le domande adatte alle risposte.

Esempio: Is your bike in the garage?

No, it isn't. My bike is in the garden.

1.? No, I'm not. I'm American.
2.? Yes, she is. She's from London.
3.? No, I'm not. I'm tired.
4.? No, they aren't. They're in the garage.
5.? Yes, she is. She's an English teacher.
6.? No, I'm not. I'm late.
7.? Yes, he is. Hugh Grant is a famous English actor.
8.? No, it isn't. Your helmet is on the chair.

14 Completa le frasi con la preposizione giusta *in* oppure *on*.

- The blackboard is the wall.
- My bike is the garage.
- The dog is the chair.
- The map is the corner.
- The book is the table.
- Mrs Bond is the garden.
- Your pen is my desk.
- He is my bicycle.

15 Osserva le foto e rispondi alle domande.



- Is Bob late?
- Where's Bob?
- Is Vic tired?
- Where's the zoo?
- Is the helmet on the table?
- Is Bob's bike in the garage?

16 Reading

Leggi e scrivi i nomi delle persone sotto i disegni.

Toby and his father, Mr Jones, are at home. Toby is on the chair in the corner. He isn't happy. He's very sad. His dad is near him. His sister Jenny is in the garage. Her bike is in the garage, too. Jenny isn't on the bike because she's tired. Mrs Jones is on a bike in the park. She isn't tired.



17 Vocabulary work

Allo zoo puoi vedere questi animali. Scrivi il nome sotto alle foto.

giraffe • elephant • polar bear • penguin • walrus • monkey



-
-
-



-
-
-

18 C1 (39) • S1 (31) Writing and listening

Completa il dialogo con queste battute. Poi ascolta e controlla.

Where's Joanna? • Oh, cool! Dogs are nice! • Her dog? • Hi, Kevin!

Hilary

Kevin Oh, hello Hilary.

Hilary

Kevin Joanna? She's in the garden with her dog.

Hilary

Kevin Yeah. It's a collie. It's new and its name is Buddy.

Hilary

Kevin Well, Buddy's shy. He's always in his house.

19 C1 (40) • S1 (32) Listening

Ascolta e completa il brano.

Harry Potter is an English boy, but he is a typical boy. He is at today. His school is unusual school for magicians witches. Its is "The Hogwarts School of Witchcraft and Wizardry". in a beautiful park in The school very big and quite old. It's like a castle. There are lots of students at School and Harry is in class the other students. They are all his

20 C1 (41) • S1 (33) Tongue twister

Ascolta questo scioglilingua e ripetilo.

A big black bug
bit a big black dog
on his big black nose!



Controlla quello che hai imparato a fare in inglese.



1 Inserisci nei dialoghi le battute mancanti scegliendole tra quelle elencate.

Bye, Vic. • Yes, I am. • That's my dad. • Hi, Vic. • It's in the garage. • Good morning.

- | | |
|---------------------|--------------------------|
| 1. Bob | 4. Harry Are you tired? |
| Vic Oh, hello Bob! | Ron |
| 2. Julia | 5. Mike Who's that? |
| Mrs Bond Hi, Julia. | Sue |
| 3. Bob | 6. Tina Where's my bike? |
| Vic Bye, Bob. | Megan |



2 Usa le informazioni su questi personaggi e scrivi una breve descrizione.

| | | |
|--|---|--|
|  | Name: Paul Brown Nationality: American Job: pilot |  |
| | Name: Susan Smith Nationality: English Job: teacher | |



3 Completa la tabella con i tuoi dati. Poi saluta il tuo compagno e presentati usando le informazioni della tabella.

Name:

Surname:

Nationality:

Dopo aver completato le attività, indica cosa sei in grado di fare ora.

| | Lo so fare | Lo so fare abbastanza | Non lo so fare |
|--|--------------------------|--------------------------|--------------------------|
| Salutare | <input type="checkbox"/> | <input type="checkbox"/> | <input type="checkbox"/> |
| Dare informazioni personali su nazionalità e occupazione | <input type="checkbox"/> | <input type="checkbox"/> | <input type="checkbox"/> |
| Presentarti | <input type="checkbox"/> | <input type="checkbox"/> | <input type="checkbox"/> |

Se hai risposto "non lo so fare" una o più volte, puoi svolgere le **Review and revise activities** che ti darà l'insegnante.