

## Warm up

## Learning to learn Predicting

Prima di affrontare la **lettura di un testo**:

- leggi il titolo e osserva le immagini in modo da poter prevedere quale sarà l'argomento generale
- leggi attentamente il sottotitolo e i titoletti dei paragrafi, se ci sono, per individuare già alcune delle informazioni più importanti.

1 ★★ **Osserva le foto, leggi i titoletti e prova a collegare sportivo, Paese e sport. Poi guarda il video per verificare.**

Magnus Carlsen	the UK	football
Lydia Ko	Norway	running
Mo Farah	Japan	table tennis
Kasumi Ishikawa	New Zealand	chess
Cristiano Ronaldo	Portugal	golf

2 ★★ **Ora ascolta e leggi il testo.**

## Reading

3 ★★ **Completa con le parole date.** T

app • player • champion • score • hit • professional • fast • nickname

- 1 Mo Farah can run very \_\_\_\_\_.
- 2 Lydia Ko can \_\_\_\_\_ the ball very hard.
- 3 Kasumi Ishikawa is a \_\_\_\_\_ table tennis player.
- 4 Mo Farah is an Olympic \_\_\_\_\_.
- 5 Cristiano Ronaldo can \_\_\_\_\_ goals with his head.
- 6 Ronaldo is number 7 in his team and his \_\_\_\_\_ is CR7.
- 7 Magnus Carlsen is a great chess \_\_\_\_\_.
- 8 Play Magnus is a computer \_\_\_\_\_.

## Sporting



Can you play sports like a sporting superstar? Here are some sporting heroes with special abilities. Who is your favourite?

## Chess player

Magnus Carlsen is a Norwegian chess player. He is the number one chess player in the world. He has his own computer app - Play Magnus. You can play chess games on it.



Magnus Carlsen

## Golfer


Lydia Ko is a golfer from New Zealand. Lydia can hit the ball very hard. She is the number one woman golfer in the world. Her coach is sure she can be a golf legend.



Lydia Ko

## Runner

Mo Farah is a runner from the UK. He is the Olympic champion in the 5000 metres and the 10,000 metres. Mo can run very fast for a long time. He is a hero in the UK.



Mo Farah

# SuperSTARS

**▶ GUARDA!**  
IL VIDEO

## Table tennis player

Kasumi Ishikawa is a table tennis player from Japan. She is a great table tennis champion with an Olympic silver medal and a lot of trophies. Her sister, Rira, is also a professional table tennis player.



**Kasumi Ishikawa**

## Football player

Cristiano Ronaldo is a Portuguese footballer and he is very quick. He is 1.85m tall, so he can score goals with his head. His nickname is CR7 because he is number 7 in his team.



**Cristiano Ronaldo**

### Glossary

- **hit the ball very hard** colpire la palla con molta forza
- **coach** allenatore
- **golf legend** leggenda del golf
- **for a long time** per molto tempo
- **silver medal** medaglia d'argento
- **trophies** trofei
- **score goals** segnare gol
- **nickname** soprannome

**4 ★★** Leggi di nuovo e indica se le affermazioni sono vere (T), false (F) o se non viene detto (DS = *Doesn't say*). **K**

- Magnus Carlsen is very good at chess. **T F DS**
- Lydia Ko is a talented golfer. **T F DS**
- Mo Farah isn't popular in the UK. **T F DS**
- Kasumi Ishikawa is an only child. **T F DS**
- Cristiano Ronaldo can't speak English. **T F DS**
- Cristiano Ronaldo is number 7 in his team. **T F DS**

## Listening

**5 ★★** Ascolta David che racconta quali sport sanno fare i suoi amici. Abbina i ragazzi 1-4 agli sport A-E. C'è uno sport in più. **K**

1.38

- |                                    |              |
|------------------------------------|--------------|
| 1 <input type="checkbox"/> John    | A basketball |
| 2 <input type="checkbox"/> Patrick | B tennis     |
| 3 <input type="checkbox"/> Terry   | C football   |
| 4 <input type="checkbox"/> Paul    | D swimming   |
|                                    | E running    |

## Speaking

**6 ★★ PAIRWORK** Usate le informazioni della scheda per formulare domande e risposte. **K**

- Who / in / picture?
- Where / from?
- What / his job?
- What / teams?
- What / hobbies?

### fact file

**Nationality:** Welsh  
**Sport:** rugby player for Bristol & Wales  
**Hobbies:** dancing, running

**Gavin Henson**

## Writing

**7 ★★ OVER TO YOU!** Pensa al campione sportivo che preferisci. Scrivi le informazioni richieste sotto. Poi preparati a presentarlo in classe. **T**

- name
- where from
- sport



## Warm up

- 1 ★★ Conosci le mascotte in queste foto? Sai a quali squadre inglesi appartengono? Guarda il video per scoprirlo.

## Reading & speaking

- 1.39 2 ★★ Ora ascolta e leggi il testo.

# Football in the UK



British football teams are famous all over the world. Here are some facts about some English teams.

A

Name: Tottenham Hotspur  
Mascot: **Chirpy Cockerel**


Tottenham Hotspur is a team from London. Their kit is white. Their stadium is White Hart Lane. Their players are from 13 different countries.



B

Name: Newcastle United  
Mascot: **Monty Magpie**


Newcastle United is a team from the North East of England, near Scotland. Their kit is black and white. Their stadium is St James' Park.



C

Name: Chelsea  
Mascot: **Stamford the Lion**

Chelsea is a team from London, the capital of England. Their kit is blue and there is a lion on the logo. Their stadium is Stamford Bridge.



D

Name: Manchester United  
Mascot: **Fred the Red**

Manchester United is a football team from the North West of England. Their kit is red. Their stadium is Old Trafford.



- 3 ★★ **OVER TO YOU!** Ricopia la tabella e completala con le informazioni sopra. Poi presenta le squadre alla classe. **K**

Name	Place	Kit	Stadium	Mascot
Tottenham Hotspur	London	white	White Hart Lane	Chirpy Cockerel

Tottenham Hotspur is from London. Their kit is... . Their stadium is... . Their mascot is... .

### Glossary

- **all over the world** in tutto il mondo
- **kit** divisa
- **North East** Nord Est
- **North West** Nord Ovest

## Authentic task

- 4 ★★ **Crea un poster su alcune squadre di calcio del tuo Paese.**

**Step 1:** Scegli due o tre squadre per il tuo poster. Raccogli informazioni per ciascun titolo nella tabella dell'es. 3. Cerca anche delle immagini.

**Step 2:** Prepara per ciascuna squadra brevi testi in inglese sul modello di quelli dell'es. 3: saranno le didascalie delle immagini. Realizza il poster.

**Step 3:** Presenta il tuo poster alla classe.