



# SEQUENZE


Continua la sequenza: disegna e colora cosa viene dopo.




.....



.....






.....






.....

# SEQUENZE

Ritaglia le quattro immagini.




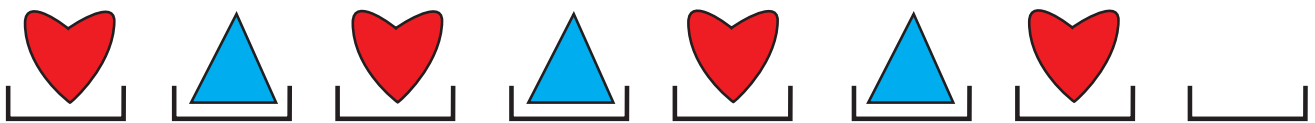
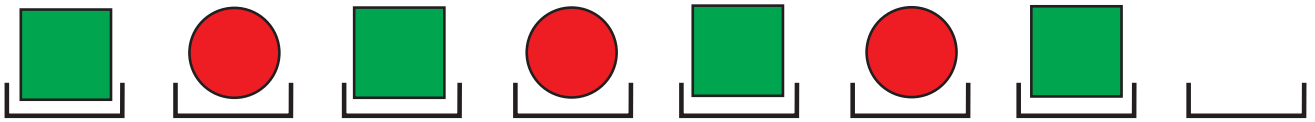


Le devi incollare nei riquadri tratteggiati per completare la sequenza.



# SEQUENZE

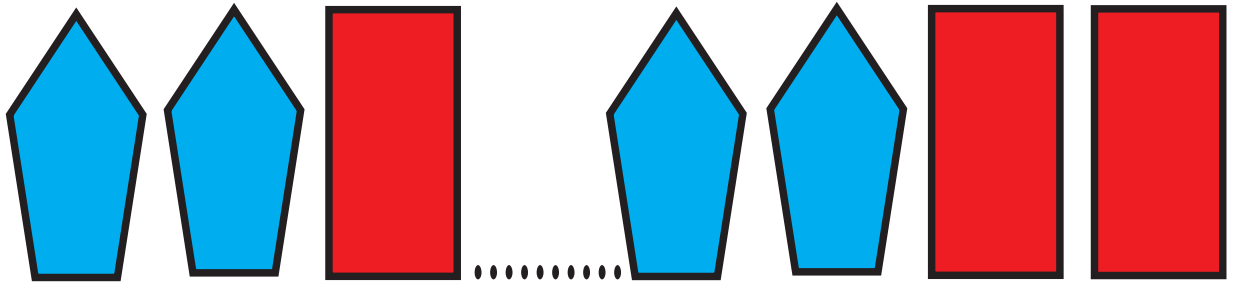
Completa la sequenza.



# SEQUENZE

Completa la sequenza.  
Fai attenzione alle figure e ai colori.


1



2

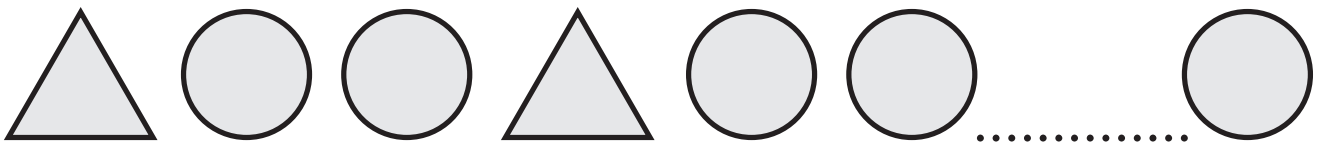
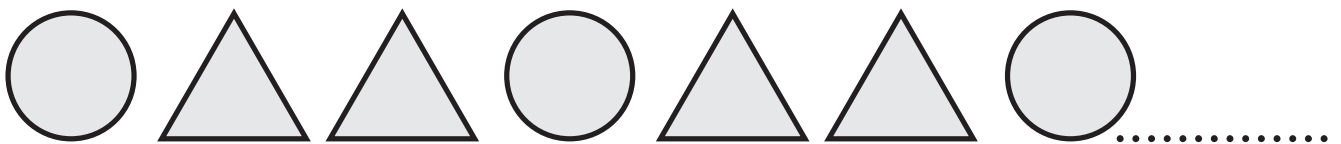


3

































# SEQUENZE













Completa la sequenza di figure.



# SEQUENZE

Nella colonna di destra segna una crocetta sulla figura che continua la sequenza.

# SEQUENZE

1) Colora i cerchi in **Blu** o in **Rosso** per completare la sequenza.



Indica il blu con la lettera **A**, il rosso con la lettera **B**.  
Descrivi la sequenza così:



**A B A B**.....

2) Aggiungi il colore Verde. Indicalo con la lettera **C**.  
Colora i cerchi per completare la sequenza con lo schema:

**C A B C A**.....



3) Inventa una nuova sequenza di colori:



Indica ogni colore con una lettera e scrivi  
la sequenza in lettere

.....

# SEQUENZE

*Gira il foglio in orizzontale e completa aggiungendo i pallini e le lettere mancanti.*

A		B		C		A		B		C		A		B		C	
---	--	---	--	---	--	---	--	---	--	---	--	---	--	---	--	---	--

A		C		B		A		C		B		A		C		B	
---	--	---	--	---	--	---	--	---	--	---	--	---	--	---	--	---	--

B		B		A		B		B		A		.....	B		A	
---	--	---	--	---	--	---	--	---	--	---	--	-------	---	--	---	--

A		A		C		A		A		.....	A		A		.....
---	--	---	--	---	--	---	--	---	--	-------	---	--	---	--	-------