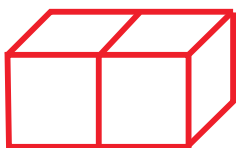


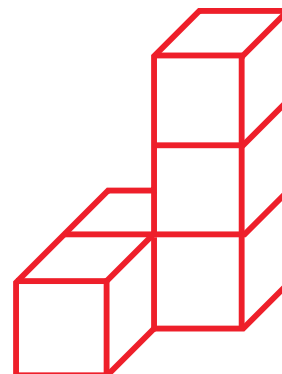
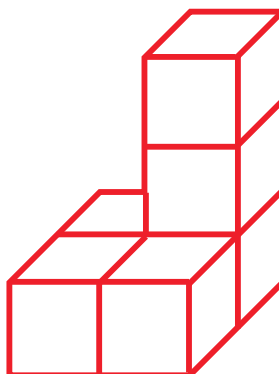
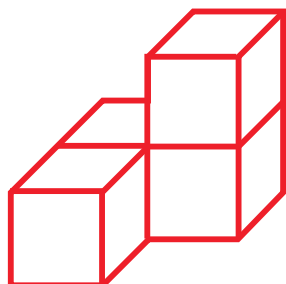
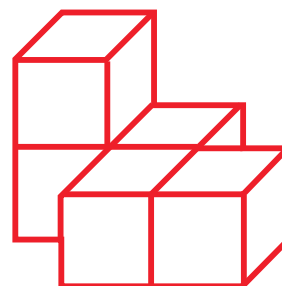
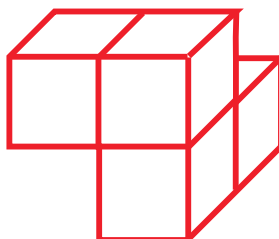
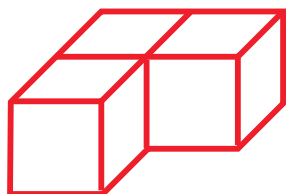
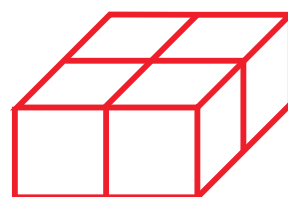
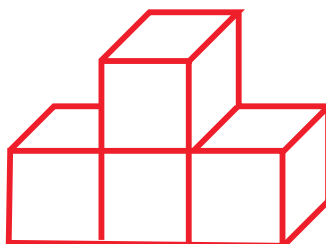
LAVORIAMO CON CUBETTI

Per arrivare al concetto di volume possiamo cominciare l'attività trovando il *numero di cubetti* che compongono ciascuno dei *solidi rappresentati*.

Osserva il primo esempio. Metti poi nei vari rettangolini i numeri corretti.



2



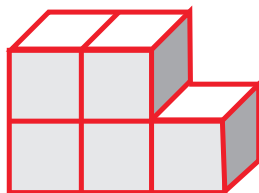
LAVORIAMO CON CUBETTI

CONTARE CUBETTI

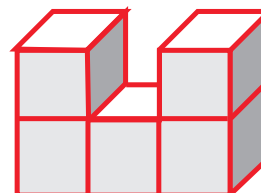
Osserva gli esempi e metti i numeri opportuni nelle piccole tabelle rimaste vuote.



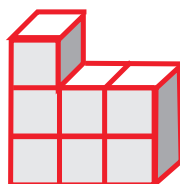
1	1	1
---	---	---



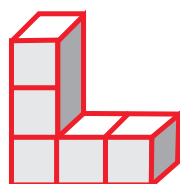
2		
---	--	--



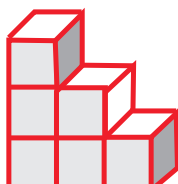
--	--	--



--	--	--



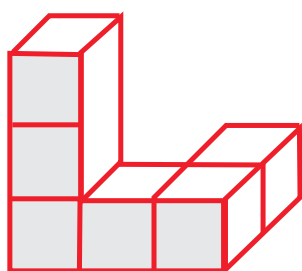
--	--	--



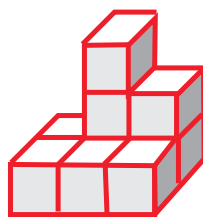
--	--	--

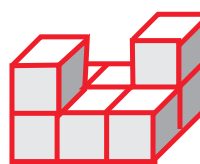


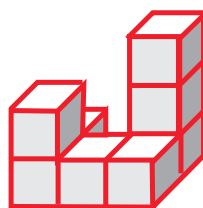
--	--	--

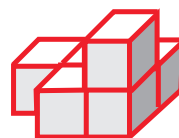


		1
3	1	1





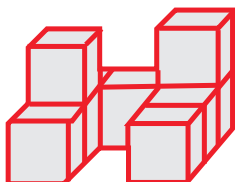




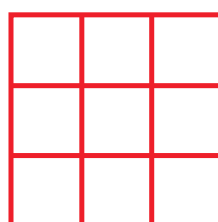
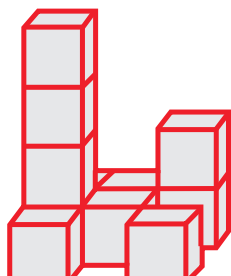
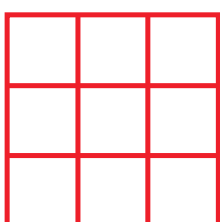
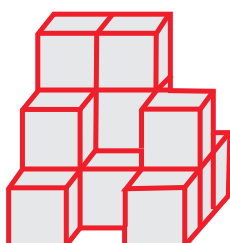
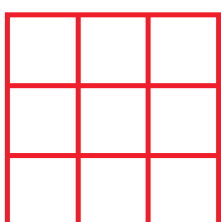

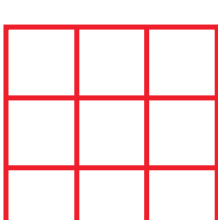
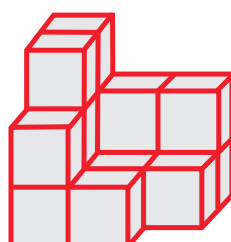
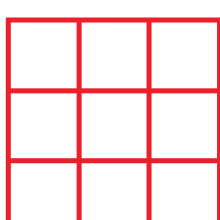
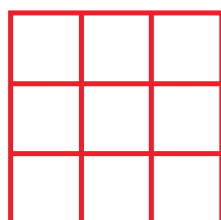
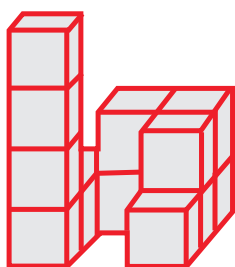
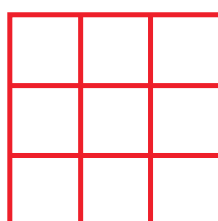
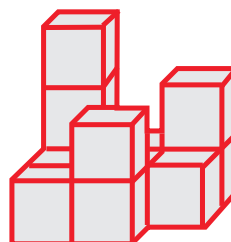
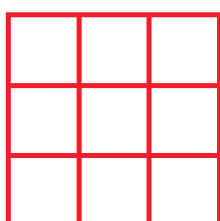
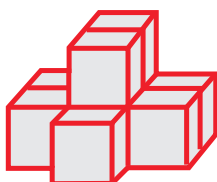
LAVORIAMO CON CUBETTI

CONTARE CUBETTI

Le figure solide si fanno un po' più complesse.
Osserva il primo esempio e completa.



1	1	2
2	0	1
1	0	1



LAVORIAMO CON CUBETTI

CONTARE CUBETTI

Devi contare i cubetti e inserire il loro numero nella griglia (come scheda precedente).

