

Unit 3

Esercizi di recupero

A. Put the following words in alphabetical order:

artists - cheapest - wearing - fearfully - tighter - daisies

1.
2.
3.
4.
5.
6.

B. Now change the form of the words in ex. A to look them up in the dictionary (singular nouns, base form of adjectives and verbs, adjectives for unusual adverbs).

1.
2.
3.
4.
5.
6.

C. Now translate the words in ex. A.

1.
2.
3.
4.
5.
6.

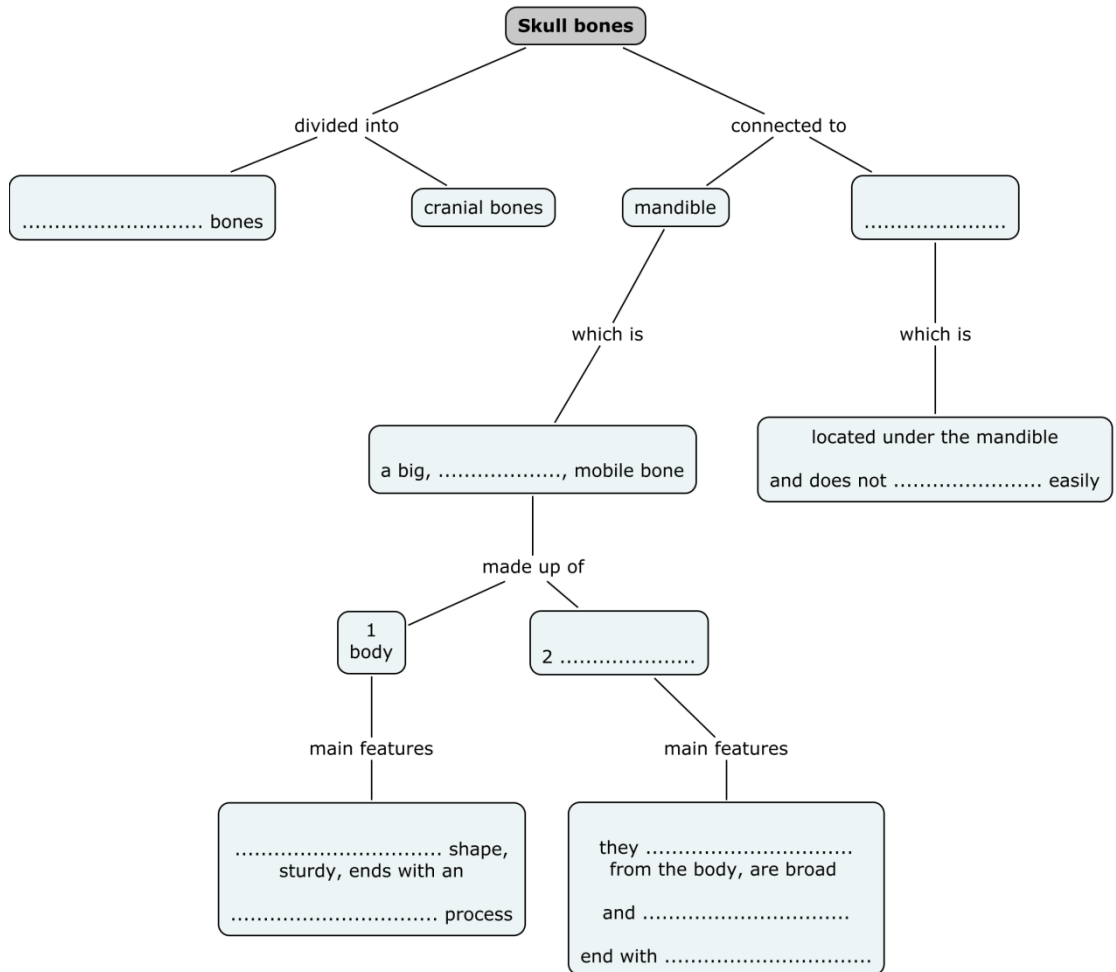
D. Use an online dictionary to listen to the correct pronunciation of the following pairs of words. Repeat each pair, recording yourself and then listening to check your pronunciation is correct.

1. feet - fit;
2. war - where;
3. am - ham;
4. live - leave;
5. sale - sell.

E. Now translate the words in ex. D.

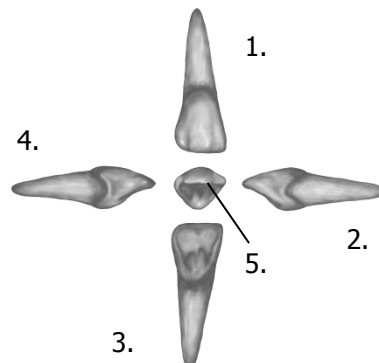
1.
2.
3.
4.
5.

F. Fill in the gaps related to the reading on p. 42.



G. Write down the correct definition of each surface.

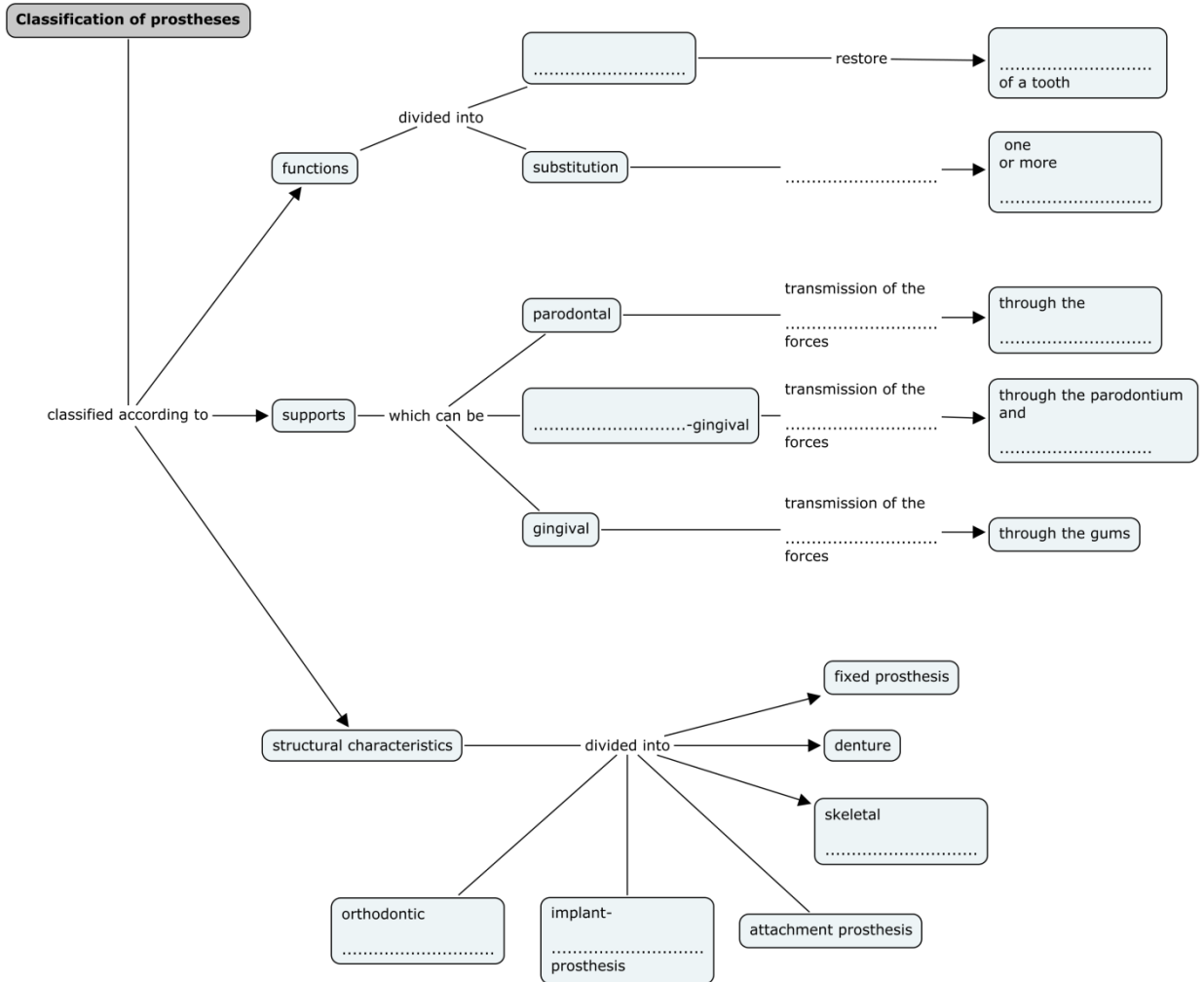
1.
2.
3.
4.
5.



Unit 4

Esercizi di recupero

A. Fill in the gaps related to the passage on pp. 52-53.



B. Use the pictures on pp. 56-57 and your own fingers and skull to explain the possible movements of the muscles of mastication. You can use the following expressions:

If I put my finger here, I can feel the muscle.

This movement depends on the temporal/masseter/pterygoid muscle.

C. Translate the passages on pp. 52-53 and pp. 56-57.