

## HELP BOX

## Countries and nationalities

## Paesi e nazionalità

COUNTRY	NATIONALITY
Albania	Albanian
Brazil	Brazilian
Canada	Canadian
China	Chinese
England	English
France	French
Germany	German
Greece	Greek
Holland	Dutch
India	Indian
Italy	Italian
Portugal	Portuguese
Romania	Romanian
Spain	Spanish
Sweden	Swedish
Wales	Welsh

**Ricorda:**

Tutti i paesi e le nazionalità vanno scritti con la **lettera maiuscola**

Greek, French ✓

german, italian ✗

## 1 Completa i nomi dei paesi.

1 G R E E C E

2 E N \_ L \_ \_ D

3 S W \_ \_ \_ N

4 I \_ A \_ Y

5 C \_ \_ A \_ A

## 2 Completa la tabella con le nazionalità.

Albania	.....
Brazil	<b>Brazilian</b> .....
China	.....
France	.....
Greece	.....
Portugal	.....
Romania	<b>Romanian</b> .....
Wales	.....

3 Step 1. Osserva l'esempio.




Gianni - **Italy**  
My name's **Gianni**.  
I'm **Italian**.

Step 2. Ora fai presentare le persone.



1 Louise - **France**  
My name's .....  
I'm .....



2 Inge - **Germany**  
My name's .....  
I'm .....



3 Rashid - **India**  
My name's .....  
I'm .....



4 Ilir - **Albania**  
My name's .....  
I'm .....






5 Martjin - **Holland**  
My name's .....  
I'm .....



6 Tiago - **Brazil**  
My name's .....  
I'm .....

## HELP BOX

## Pronomi personali



## 1 Inserisci il pronome personale corretto.

It

They

She

He

I

- 1 Sheila is from Ireland. She is 12.
- 2 ..... am 15 years old.
- 3 This is **my brother**. ..... is a student.
- 4 **Axel and Inge** are friends. ..... are Swedish.
- 5 This is **my book**. ..... is very long.

## HELP BOX

Verbo **be** (essere)

## Forma affermativa

Forma intera	Forma contratta
I <b>am</b>	I' <b>m</b>
You <b>are</b>	You' <b>re</b>
He <b>is</b>	He' <b>s</b>
She <b>is</b>	She' <b>s</b>
It <b>is</b>	It' <b>s</b>
We <b>are</b>	We' <b>re</b>
You <b>are</b>	You' <b>re</b>
They <b>are</b>	They' <b>re</b>

2 Inserisci la forma corretta di **be**.

am

's

'm

is

are

- 1 She's from Canada.
- 2 I ..... American.
- 3 They ..... from the USA.
- 4 I ..... from Albania.
- 5 Carla Bruni ..... from Italy.

## 3 Cerchia l'alternativa corretta.

- 1 Giulia and Sara (are) / is Italian.
- 2 Carlo **are** / is from Italy.
- 3 They **are** / **am** from Romania.
- 4 I **are** / **am** 11 years old.
- 5 You **is** / **are** a student.

## HELP BOX

Verbo **be** (essere)

Forma negativa 

Forma intera			Forma contratta
I	<b>am</b>	<b>not</b>	I' <b>m not</b>
You	<b>are</b>	<b>not</b>	You <b>aren't</b>
He	<b>is</b>	<b>not</b>	He <b>isn't</b>
She	<b>is</b>	<b>not</b>	She <b>isn't</b>
It	<b>is</b>	<b>not</b>	It <b>isn't</b>
We	<b>are</b>	<b>not</b>	We <b>aren't</b>
You	<b>are</b>	<b>not</b>	You <b>aren't</b>
They	<b>are</b>	<b>not</b>	They <b>aren't</b>

4 Inserisci la forma negativa corretta di **be**.

**'m not**  
**aren't**  
**isn't**

- 1 I'**m not** an English student.
- 2 You ..... Albanian.
- 3 His mother ..... from Ireland.
- 4 We ..... American.
- 5 Mum and Dad ..... from Italy.

5 Abbina le domande alle risposte.



1 Where is **Valentina** from?

a He's from Albania.



2 Where are you from?

b Giovanni.



3 Where is **Elton** from?

c **She's** from Italy.



4 What's your name?

d I'm from Portugal.

## HELP BOX

## A e an

a

davanti a  
parole che  
iniziano con

consonante o h

es. a car a hotel

an

davanti a  
parole che  
iniziano con

vocale

es. an apple an orange

## 1 Completa con a o an.

- 1 ..... a ..... clock
- 2 ..... boy
- 3 ..... house
- 4 ..... book
- 5 ..... English boy
- 6 ..... CD
- 7 ..... student
- 8 ..... old man
- 9 ..... pupil
- 10 ..... excellent witch

## 2 Step 1. Leggi il testo.

This is **Hermione Granger**.  
 She's **sixteen** years old.  
 She's a **pupil** at Hogwarts School.  
 She's a very clever student!  
 She's in Gryffindor House with Ron and Harry.  
 She's an excellent witch!

## Step 2. Completa la tabella.

NAME	Hermione
SURNAME	
AGE (...years old)	
JOB	




3

**Step 1. Leggi il testo.**

This is Professor Albus Dumbledore.  
He's the headmaster at Hogwarts School.  
He's an incredible wizard!  
He is a very old man.  
In fact, he's one hundred years old!

**Step 2. Completa la tabella.**

NAME
SURNAME
AGE
JOB



4

**Leggi le informazioni nella tabella.**

NAME	Lisa
SURNAME	Jefferson
NATIONALITY	USA
AGE	eight
JOB	excellent pupil

**Completa il testo.**

This is (1) Lisa.  
She's American, she's from the  
(2) .....  
She's (3) ..... years old.  
She lives with her parents, Jack  
and Laura, her brother David  
and her sister, Sarah.  
Lisa is an (4) .....  
pupil!



HELP BOX

The time (le ore)

What's the time? It's...

Ricorda:

morning



afternoon



evening

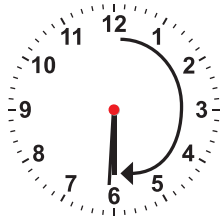


a.m. = (da mezzanotte a mezzogiorno) = in the morning

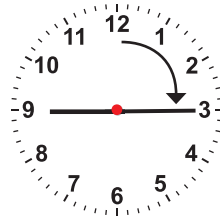
9.00 = 9 a.m.

p.m. = (da mezzogiorno a mezzanotte) = in the afternoon, in the evening

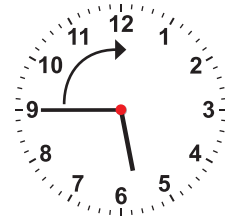
21.00 = 9 p.m.



It's half past six.



It's quarter past nine.



It's quarter to six.

1 Completa le frasi con: **morning**, **afternoon**, **evening**.

- 1 8.45: it's quarter to nine in the .....
- 2 20.30: it is half past eight in the .....
- 3 16.45: it's quarter to five in the .....
- 4 7.00: it's seven o'clock in the .....
- 5 13.15: it's quarter past one in the .....

2 Indica se le ore sono **a.m.** o **p.m.**








- a 18.45 **p.m.**
- b 8.30 .....
- c 7.15 .....
- d 13.45 .....
- e 19.15 .....
- f 21.30 .....

3 Inserisci la parola corretta.

past  
past  
morning  
morning  
afternoon  
quarter  
half  
evening

- 1 **16.30**: it is ..... past four  
in the .....
- 2 **8.45**: it is ..... to nine  
in the .....
- 3 **20.15**: it is quarter ..... eight  
in the .....
- 4 **6.30**: it is half ..... six  
in the .....
- 5 **7.00**: it is seven o'clock in the .....

4 Abbina gli orologi agli orari.

- 1  a It's three o'clock.
  - 2  b It's quarter past twelve.
  - 3  c It's half past twelve.
  - 4  d It's twelve o'clock.
  - 5  e It's quarter to nine.
  - 6  f It's half past six.
- 



### HELP BOX

#### Numeri ordinali

Numeri cardinali	Numeri ordinali	
one	<b>first</b>	<b>1<sup>st</sup></b>
two	<b>second</b>	<b>2<sup>nd</sup></b>
three	<b>third</b>	<b>3<sup>rd</sup></b>
four	fourth	4 <sup>th</sup>
five	<b>fifth</b>	<b>5<sup>th</sup></b>
six	sixth	6 <sup>th</sup>
seven	seventh	7 <sup>th</sup>
eight	eighth	8 <sup>th</sup>
nine	<b>ninth</b>	<b>9<sup>th</sup></b>
ten	tenth	10 <sup>th</sup>
eleven	eleventh	11 <sup>th</sup>
twelve	<b>twelfth</b>	<b>12<sup>th</sup></b>
thirteen	thirteenth	13 <sup>th</sup>
fourteen	fourteenth	14 <sup>th</sup>
fifteen	fifteenth	15 <sup>th</sup>
sixteen	sixteenth	16 <sup>th</sup>
seventeen	seventeenth	17 <sup>th</sup>
eighteen	eighteenth	18 <sup>th</sup>
nineteen	nineteenth	19 <sup>th</sup>
twenty	<b>twentieth</b>	<b>20<sup>th</sup></b>
thirty	<b>thirtieth</b>	<b>30<sup>th</sup></b>

1 Abbina i numeri alle parole corrispondenti.

- |   |                  |   |             |
|---|------------------|---|-------------|
| 1 | 14 <sup>th</sup> | a | eleventh    |
| 2 | 20 <sup>th</sup> | b | fourth      |
| 3 | 6 <sup>th</sup>  | c | thirtieth   |
| 4 | 11 <sup>th</sup> | d | second      |
| 5 | 17 <sup>th</sup> | e | seventeenth |
| 6 | 4 <sup>th</sup>  | f | fourteenth  |
| 7 | 30 <sup>th</sup> | g | sixth       |
| 8 | 2 <sup>nd</sup>  | h | twentieth   |

2 Completa il nome dei mesi.

- J A \_ \_ A \_ Y
- F E \_ R \_ A \_ Y
- M \_ R \_ H
- \_ P \_ I L
- \_ A Y
- \_ U N \_
- J \_ \_ Y
- A \_ G \_ U \_ T
- S E \_ T E \_ B E R
- O \_ T O \_ E R
- N O \_ E M \_ E R
- D \_ C \_ M B \_ R



## HELP BOX

### Wh- words

#### Parole Wh- per fare domande



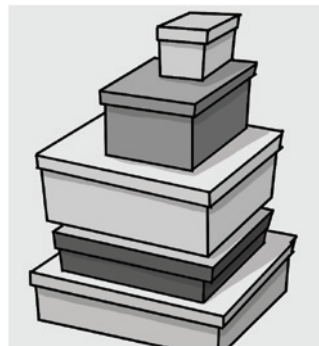
WHEN... ?

**When** is your birthday?  
My birthday is **in June**.



WHERE... ?

**Where** are you from?  
I'm from **England**.



WHAT... ?

**What's** your name?  
My name is **Nicole**.



HOW OLD... ?

**How old** are you?  
I'm **eleven** years old.

### 3 Rispondi alla domande.

- 1 When's Christmas? It's on the 25<sup>th</sup> of .....
- 2 When's Halloween? It's on the 31<sup>st</sup> of .....
- 3 When's your birthday? It's on the ..... of .....
- 4 When's Easter this year? It's on the ..... of .....

### 4 Rispondi alle domande.

- 1 **What's** your name?  
My name is .....
- 2 **How old** are you?  
I'm ..... years old.
- 3 **Where** are you from?  
I'm from .....
- 4 **When's** your birthday?  
My birthday is in .....

## HELP BOX

## Possessive adjectives

## Aggettivi possessivi

I → my

You → your



He → his



She → her



It → its

We → our

You → your

They → their

## Ricorda:

L'aggettivo possessivo non cambia mai

This is **my** book.  
They are **my** friends.

Davanti all'aggettivo possessivo non va mai l'articolo

my car ✓

~~the~~ my book ✗

1

**Cerchia l'alternativa corretta. Aiutati con le parole in colore.**

- She's** my best friend. **Her** / His name is Joanna.
- Italy** is in Europe. **Its** / Her flag is red, white and green.
- "Luca, where is **your computer**?"  
"My / **Its** computer is in my room."
- Markus** is German. **His** / Their parents are from Germany.
- This is my friend **William**. **His** / Her bike is red and blue
- Our **school** is new. **Her** / Its name is "St Paul Comprehensive School"
- I** am Italian, but **your** / my dad is from France.
- They** are my friends. **His** / Their names are Mark and Alex.
- Lisa** and **her** / its friend are from Italy.

2 Step 1. Leggi il testo.

Coldplay are an English rock band. In the group there are four people:

Chris Martin is the **singer**. His birthday is on the third of March.

Johnny Buckland is the **guitarist**. His birthday is on the eleventh of September.

Guy Berryman is the **bassist** and his birthday is on the twelfth of April.

Will Champion is the **drummer**. His birthday is on the thirty-first of July.

Step 2. Completa la tabella.

NAME	Chris Martin
BIRTHDAY	the third of March
ROLE	singer

NAME	
BIRTHDAY	
ROLE	

NAME	
BIRTHDAY	
ROLE	

NAME	
BIRTHDAY	
ROLE	

HELP BOX

Wh- words

Parole Wh- per fare domande



WHEN... ?

When's your birthday?  
It's on the eighth of March.



WHO... ?

Who is the man on the street?  
It's a policeman.

3 Rispondi alle domande sul brano dell'esercizio 2. Aiutati con la tabella.

- Who are Coldplay?  
.....
- Who is the singer of the group?  
.....
- Who is the guitarist?  
.....
- Who is the drummer?  
.....
- Who is the bassist?  
When is his birthday?  
.....  
.....