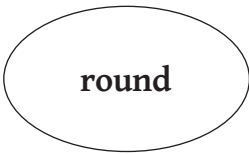

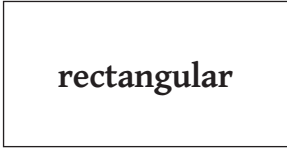


HELP BOX

Shape



Material



metal



glass



leather



plastic



wood

Ricorda:

Quando è usato come **aggettivo**, wood diventa **wooden**:

- wooden table ✓
- wood table ✗

1 What's it made of?

Inserisci ciascun oggetto nella colonna corretta. In alcuni casi è possibile più di una soluzione.

- belt
- jacket
- wardrobe
- plate
- mirror
- ruler
- table
- key
- bottle
- bag
- bracelet
- desk
- credit card
- earrings

Leather	Plastic	Wood	Glass	Metal
			window	

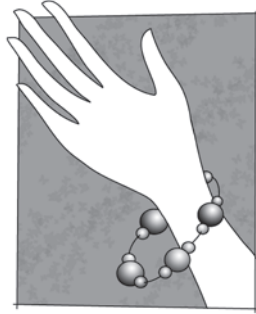
2 What shape is it?

Osserva gli oggetti e per ciascun oggetto scrivi:


- che forma ha;
- che cos'è.



1 It's a
rectangular
park bench.



2



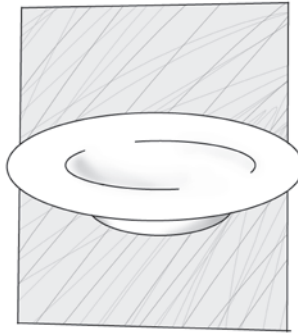
3



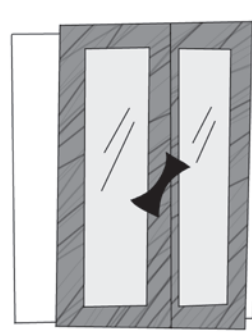
4




5



6



7



8

3 What are they made of?

Completa le frasi dell'esercizio 2 con il materiale di ciascun oggetto.

- 1 It's a rectangular wooden park bench.
- 2
- 3
- 4
- 5
- 6
- 7
- 8

1 Inserisci le parole nella colonna corretta.

teacher	table
fashion designer	plate
restaurant	cinema
pen	swimming pool
mirror	footballer
cook	ruler
actor	shopping centre

People	Things	Places
teacher		

2 Inserisci le seguenti parole per completare le frasi.

pen
shopping centre
swimming pool
footballer
fashion
designer
ruler
teacher
restaurant

- He/She works in a school.
He/She is a **teacher**.
- You can eat there with your friends.
It's a
- You go swimming there.
It's a
- He/She designs clothes.
He/She is a
- You use it to draw lines.
It's a
- You use it to write.
It's a
- You can do the shopping there.
It's a
- He plays football.
He is a

HELP BOX

I pronomi relativi **who**, **which**, **where**

WHO
(che)

persone



WHICH
(che)

animali



cose



WHERE
(dove)

luoghi



3 Inserisci i pronomi relativi **who**, **which**, **where** per completare le frasi.

- 1 A **teacher** is a person who works in a school.
- 2 A **pen** is an object you use to write.
- 3 A **shopping centre** is a place you can do the shopping.
- 4 A **swimming pool** is a place you go swimming.
- 5 A **footballer** is a person plays football.
- 6 A **fashion designer** is a person designs clothes.
- 7 A **ruler** is an object you use to draw lines.
- 8 A **restaurant** is a place you can eat with your friends.

4 Completa il dialogo con **who**, **which**, **where**.

A Let's play Taboo. Ready, steady, go!

First word. It's a person (1) who drives for a job.

B A bus driver?

A Yes, that's right! Good. Now, word number two.

It's an animal (2) lives in Africa.

B Is it an animal (3) has got a very long neck?

A Yes, it is.

B It's a giraffe!

A OK. Word number three. They're things, usually made of plastic and glass, (4) you wear to protect your eyes from the sun.

B I know, sunglasses!

A Good! Now, word number four. It's a thing (5) tells you the time.

B A clock!

A Yes! Now word number five. This is easy! It's a place (6) people go to catch a train.

B It's a train station!

A Yeah, that's right! Now last word. Mmm... a difficult one.

It's a thing (7) every country has. It blows in the wind.

B Is it a flag?

A Yes! Well done!

HELP BOX

Who, which, where

WHO
(che)

— persone



WHICH
(che)

— animali



— cose



WHERE
(dove)

— luoghi



1 Inserisci **who**, **which** o **where** per completare le frasi.
Aiutati con le parole in grassetto.

- 1 This is the **uniform** we wear at school.
- 2 This is the **place** we have lunch.
- 3 This is the **person** takes care of the school building.
- 4 This is the **room** we have IT lessons.
- 5 This is the **person** teaches us Maths.
- 6 This is the **room** teachers prepare their lessons.

2 Abbina le descrizioni dell'esercizio 1 alle immagini.



a 2



b



c



d



e



f

3 **Completa con le tue informazioni personali.**

- 1 The school where I study is called
- 2 The town where I live is
- 3 My English teacher's name is
- 4 The subject which I am good at is
- 5 The sports which I like playing are
- 6 The comics which I like reading are
- 7 is the place where I usually meet my friends.
- 8 is the TV programme which I like watching.

4 **True or false?**

Step 1. Leggi le affermazioni.

Step 2. Poi, leggi il brano e indica se le affermazioni sono vere (T) o false (F).

Step 3. Infine, correggi quelle false.

- 1 Mr Evans has got children. T F
.....
- 2 He has got a moustache. T F
.....
- 3 He arrives at school at 9 a.m. T F
.....
- 4 He lives in Oxford. T F
.....
- 5 He works in York. T F
.....
- 6 He's very strict. T F
.....
- 7 He's short. T F
.....
- 8 He leaves school in the afternoon. T F
.....

Our headmaster is Mr Evans.

He's 54 years old.

He's from Oxford but now he lives here in York.

He lives near our school.

In the morning he arrives at school at 9 o'clock and leaves school in the afternoon.

He's quite short, he is bald and he's got a beard.

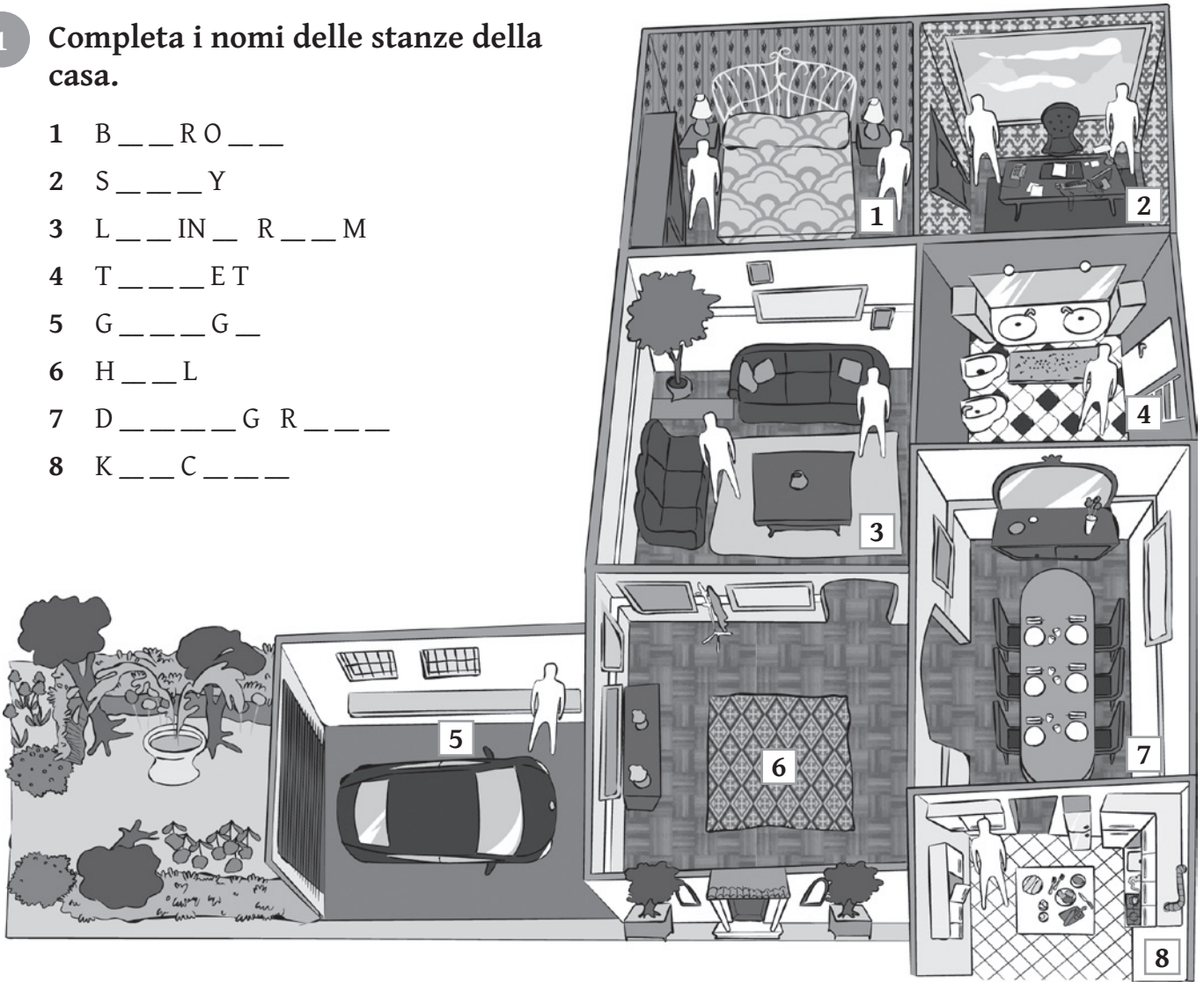
He's not very strict but I don't like him.

I know he's married but he hasn't got any children.

What can you tell me about your headmaster?

1 Completa i nomi delle stanze della casa.

- 1 B _ _ R O _ _
- 2 S _ _ _ Y
- 3 L _ _ I N _ _ R _ _ M
- 4 T _ _ _ E T
- 5 G _ _ _ G _
- 6 H _ _ L
- 7 D _ _ _ _ G R _ _ _ _
- 8 K _ _ C _ _ _ _



2 Inserisci i nomi dei familiari per completare le frasi.

- grandparents
- uncle
- sister
- brother
- husband
- aunt
- cousin
- son

- 1 I've got one brother and one
- 2 My dad's brother is my
- 3 My uncle's son is my
- 4 My father is my mum's
- 5 My mum's parents are my
- 6 My mum's sister is my
- 7 My uncle is my mum's
- 8 I am my parent's

HELP BOX

Was e were

SOGGETTO

WAS/WERE

I

was

You

We

You

They

were

He

She

It

was

3 Cerchia l'alternativa corretta.

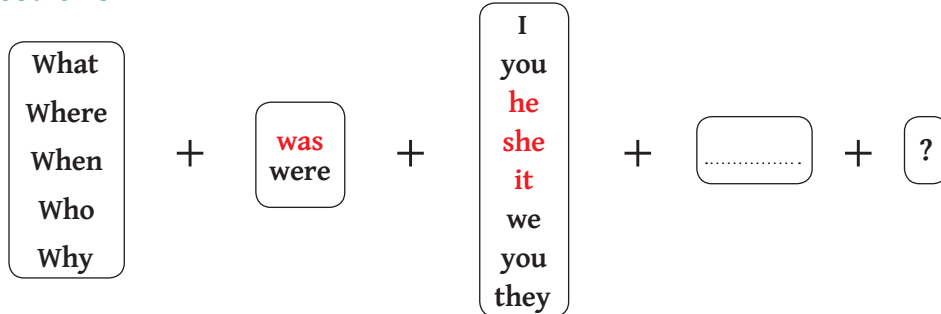
- 1 They **were** / was at the party.
- 2 My brother were / was ten last year.
- 3 My friends was / were at the park yesterday afternoon.
- 4 My favourite subject at school was / were French.
- 5 It were / was my sister's birthday yesterday.
- 6 You was / were at the office at four p.m. yesterday.

4 Completa la tabella sulla tua famiglia.

	Name	Age	Job
Dad			
Mum			
Grandad			
Grandma			
Brother/Sister			
Uncle			
Aunt			
Cousin			

HELP BOX

Wh- questions



1 Metti in ordine le parole per ricostruire il dialogo.

A you / last night / were / Where / ?

.....

B was / in / the living room / I / .

.....

A were / you with / Who / ?

.....

B I / with / my brother / was / .

.....

A your dad / you / Was / with / ?

.....

B No, / wasn't / he / with us / .

.....

A was / Where / he / ?

.....

B in / He / was / the garage / .

.....

2 Who were they?

Collega i personaggi del passato alla loro attività.


Personaggi

- 1 William Shakespeare
- 2 Ludwig van Beethoven
- 3 Walt Disney
- 4 Oliver Hardy & Stan Laurel
- 5 John Lennon
- 6 Leonardo da Vinci

Attività

- a singer
- b poet
- c cartoonist
- d actors
- e composer
- f scientist

3 Sulla base dell'esercizio 2, formula delle frasi come nell'esempio.



1 William Shakespeare 26/4/1564

Shakespeare was a poet.
He was born on 26th April 1564.



2 Ludwig van Beethoven 16/12/1770

.....
.....



3 Walt Disney 5/12/1901

.....
.....



4 Oliver Hardy 18/1/1892
& Stan Laurel 16/6/1890

.....
.....



5 John Lennon 9/10/1940


.....
.....



6 Leonardo da Vinci 15/4/1452


.....
.....

1 Osserva i disegni e formula delle frasi come nell'esempio.




14:00

1 Where was Sarah at 2 p.m. yesterday?
She wasn't at home.
She was at school.




21:00

2




16:00

3



20:00

4



08:00

5

- 2 **Step 1.** Collega le immagini alle descrizioni corrispondenti.
Step 2. Poi scrivi una frase per ciascuna immagine, come nell'esempio.



1 Mike Bongiorno



2 Marilyn Monroe




3 Michael Jackson



4 Agatha Christie



5 Totò



6 Albert Einstein

a Writer.

.....

b Singer.

.....

c Actress.

.....

d TV presenter.

He was a TV presenter.

.....

e Scientist.

.....

f Actor.

.....